


RANGPUR FOUNDRY LIMITED  
105-Middle Badda,Dhaka-1212

Dear Shareholders

We forward herewith the Un-Audited Financial Statements of Rangpur Foundry Ltd for the half year ended 31 December 2020 as per Rule 13 of the Securities & Exchange Rules, 1987.

  
Rathendra Nath Paul  
Managing Director


RANGPUR FOUNDRY LIMITED  
Half Yearly Un-Audited Results


Statement of Profit or Loss and Other Comprehensive Income  
For the Period 1st July ,2020 to 31 December,2020

Taka' 000


Particulars	Note	Jul'20-Dec'20	Jul'19-Dec'19	Oct'20-Dec'20	Oct'19-Dec'19
Turnover	11.00	785,189	783,526	407,927	393,740
Cost of Goods Sold	12.00	(625,270)	(608,094)	(323,791)	(312,554)
Gross Profit		159,919	155,432	84,136	81,186
Operating Expenses		(107,338)	(101,897)	(57,980)	(54,362)
Administrative Expenses		25,719	24,417	13,864	12,976
Selling & Distribution Expenses		49,847	47,200	26,150	24,578
Marketing Expenses		31,772	30,280	17,966	16,809
Gross Operating Profit		52,581	53,535	26,156	26,823
Financial Expenses	13.00	(22,299)	(23,012)	(11,626)	(12,029)
Net Profit Before Income Tax & WPPF Provision		30,282	30,523	14,530	14,794
WPPF		(1,442)	(1,453)	(692)	(704)
Net Profit Before Tax		28,840	29,070	13,838	14,090
Income Tax					
Provision for Income tax		(7,151)	(7,320)	(3,430)	(3,549)
Deffered tax		40	52	20	26
Net Profit After Income Tax		21,729	21,802	10,428	10,568
Earnings per Ordinary Share(EPS)-		2.17	2.18	1.04	1.06

  
Managing Director

  
Chairman

  
Director

  
Chief Financial Officer

  
Company Secretary